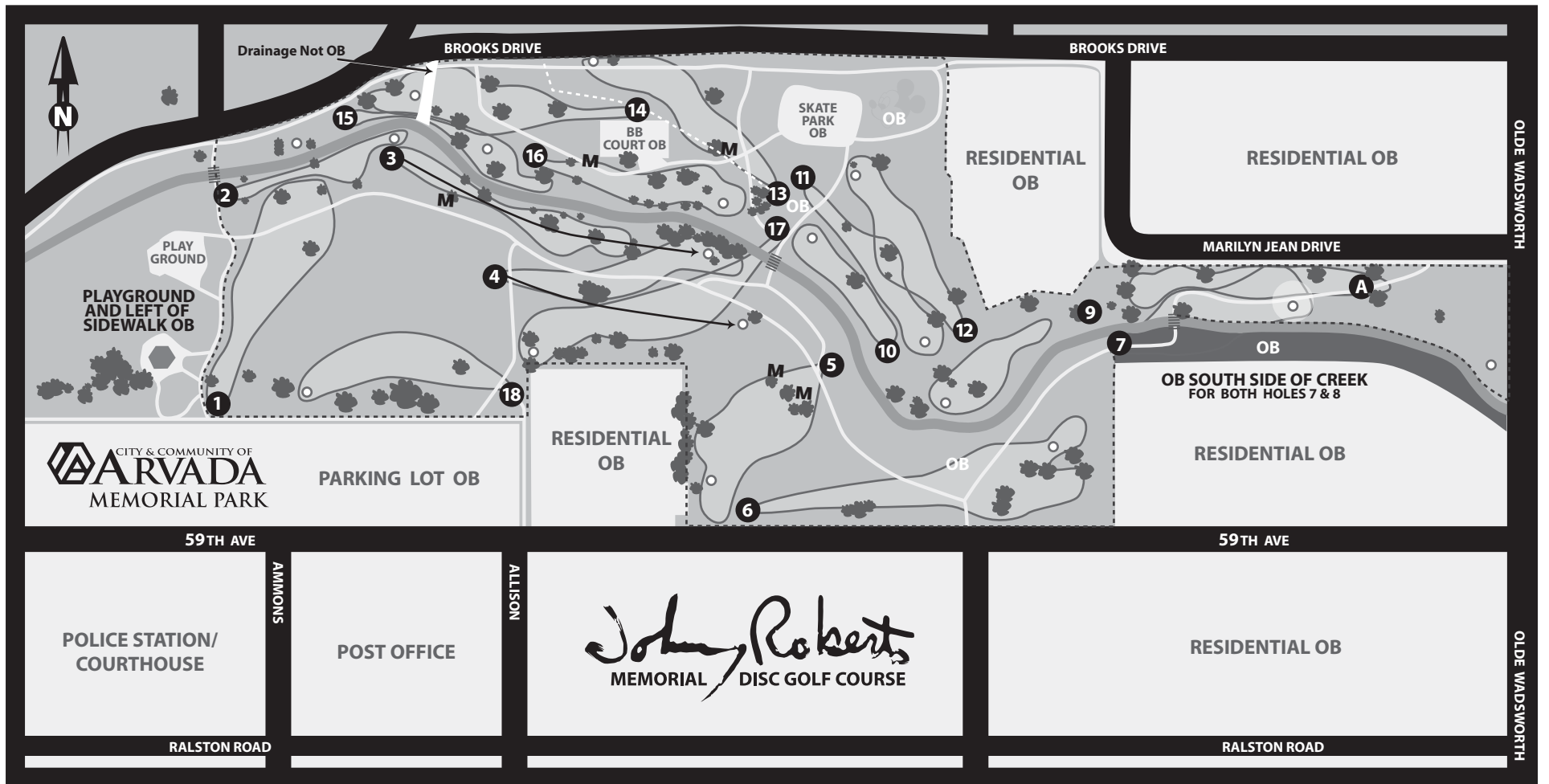
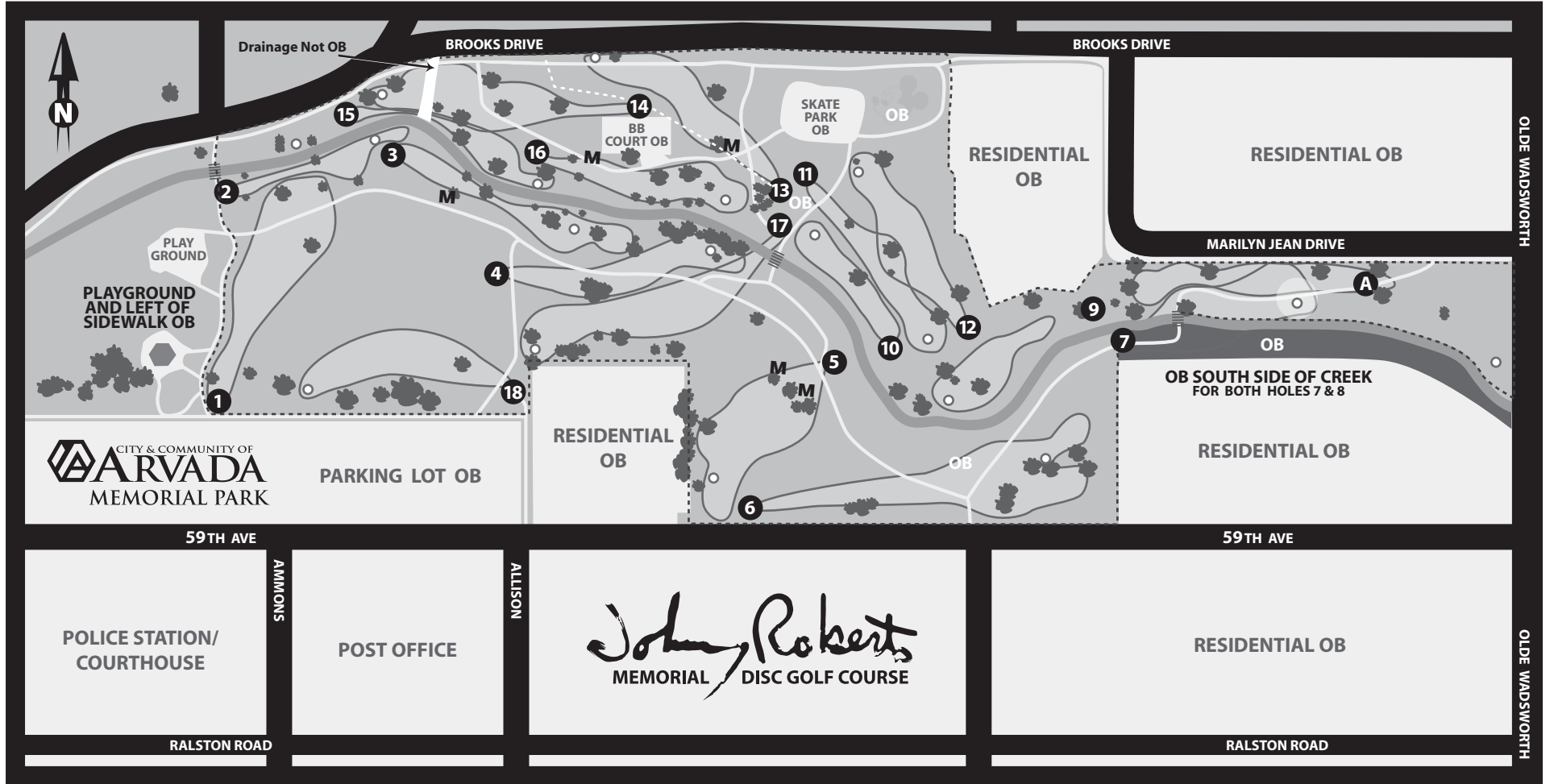


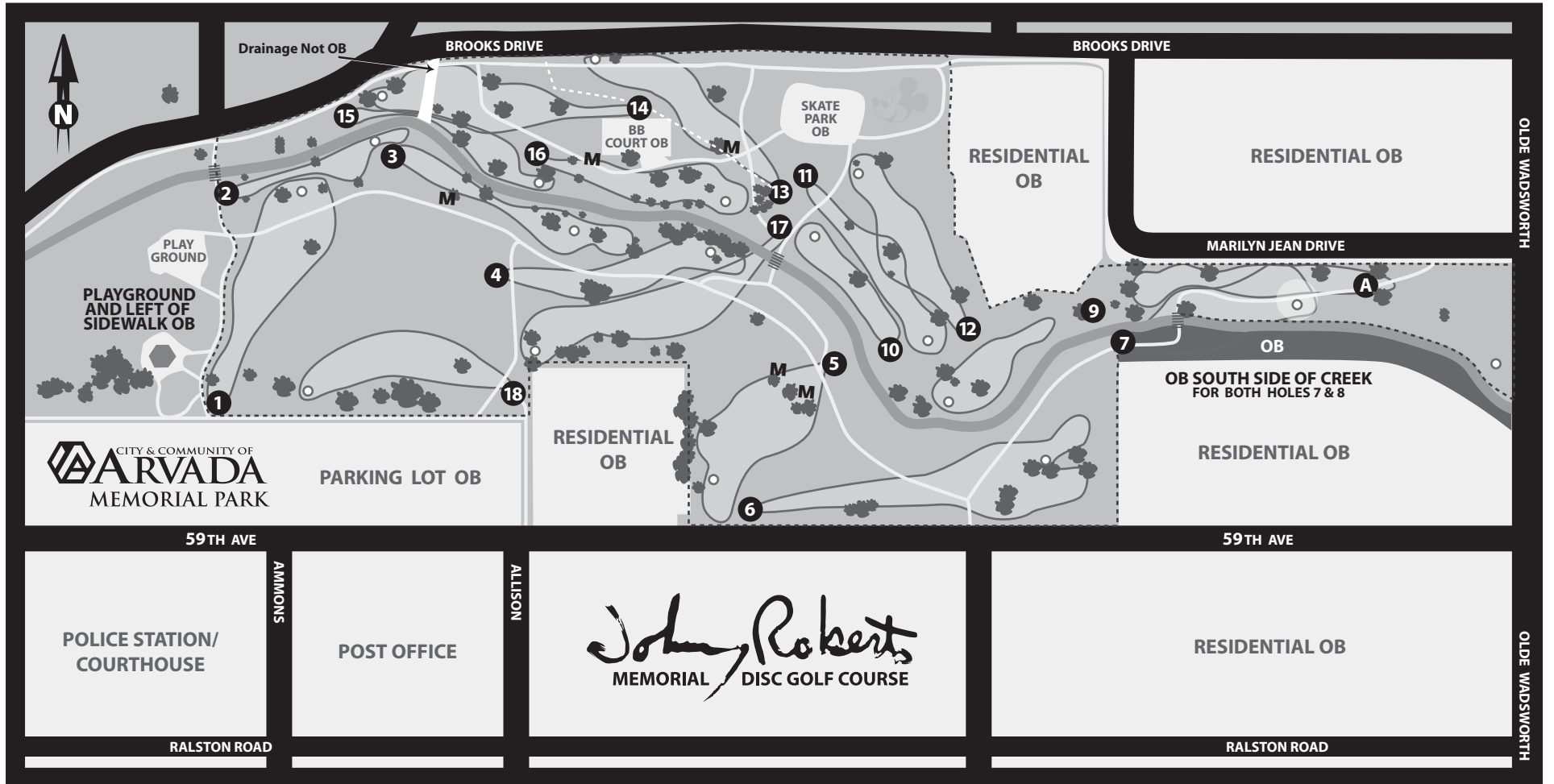
Johnny Roberts Pro Round 1



Johnny Roberts Pro Round 2



Johnny Roberts Am Round 3



### Course Notes JR Pro Round 1

- Hole 1: Long Position
- Hole 2: Long Position, Right Side of Path OB
- Hole 3: Tee 3 to Basket 4, Mando Left of marked tree, Right Side of Path OB
- Hole 4: Temp Position, Left Side of Path OB
- Hole 5: Medium Position, Double Mando, Drop Zone at Mando
- Hole 6: Long Position, Left of Sidewalk OB
- Hole 7: Short Right Position, Must lie on North side of the creek, Drop Zone marked if missed  
Safe if inside marked area, indicated on map.
- Hole A: Temp Position, Must lie on North side of the creek Marked OB under bridge
- Hole 9: Temp Tee, Long Position
- Hole 10: Long Position, Sidewalk and Beyond OB
- Hole 11: Long Position
- Hole 12: Left Position Sidewalk and Beyond OB
- Hole 13: Mando Right of Tree, If Missed Go To Drop Zone Marked, Marked Fairway see Map
- Hole 14: Medium position, drainage concrete not OB
- Hole 15: Short Position
- Hole 16: Long Position, Mando Right of marked tree. Sidewalk and Beyond OB.
- Hole 17: Long Position
- Hole 18: Long Position

### Course Notes JR Pro Round 2

- Hole 1: Long Position
- Hole 2: Medium Position, Right Side of Path OB
- Hole 3: Medium Position, Mando Left of marked tree, Right Side of Path OB
- Hole 4: Long Position, Right Side of Path OB
- Hole 5: Medium Position, Double Mando, Drop Zone at Mando
- Hole 6: Medium Position, Left of Sidewalk OB
- Hole 7: Short Right Position, Must lie on North side of the creek, Drop Zone marked if missed  
Safe if inside marked area, indicated on map.
- Hole A: Temp Position, Must lie on North side of the creek, Marked OB under bridge
- Hole 9: Temp Tee, Long Position
- Hole 10: Long Position, Sidewalk and Beyond OB
- Hole 11: Long Position
- Hole 12: Left Position Sidewalk and Beyond OB
- Hole 13: Mando Right of Tree, If Missed Go To Drop Zone Marked, Marked Fairway see Map
- Hole 14: Long position, drainage concrete not OB
- Hole 15: Short Position
- Hole 16: Long Position, Mando Right of marked tree. Sidewalk and Beyond OB.
- Hole 17: Long Position
- Hole 18: Long Position

### Course Notes JR AM Round 3

- Hole 1: Medium Position
- Hole 2: Medium Position
- Hole 3: Medium Position, Mando Left of marked tree
- Hole 4: Long Position
- Hole 5: Medium Position, Double Mando, Drop Zone at Mando
- Hole 6: Medium Position
- Hole 7: Short Right Position, Must lie on North side of the creek, Drop Zone marked if missed  
Safe if inside marked area, indicated on map.
- Hole A: Temp Position, Must lie on North side of the creek, Marked OB under bridge
- Hole 9: Temp Tee, Long Position
- Hole 10: Long Position
- Hole 11: Long Position
- Hole 12: Left Position
- Hole 13: Mando Right of Tree, If Missed Go To Drop Zone Marked, Marked Fairway see Map
- Hole 14: Long position, drainage concrete not OB
- Hole 15: Long Position
- Hole 16: Long Position, Mando Right of marked tree
- Hole 17: Long Position
- Hole 18: Long Position

---

#### Basic rules for Johnny Roberts Memorial disc golf course:

2 Meter Rule is in effect. All sidewalks are OB, if you are not completely surrounded by the sidewalk, you are safe. If your disc is completely surrounded by sidewalk you are OB. If you have a question in your group and can't come to a conclusion, play a provisional shot and ask your TD for a resolution. Across the creek from the pin you are playing to is OB, you cannot play back across the creek. Do NOT climb a fence in order to retrieve a disc, ask a tournament volunteer and we will get your disc for you.

PAY CLOSE ATTENTION TO MARKED OBs ON YOUR MAP. There is a perimeter of marked OB around the course, this should be very well defined by fence line, painted OB or sidewalk.

---

#### Basic rules for Johnny Roberts Memorial disc golf course:

2 Meter Rule is in effect. All sidewalks are OB, if you are not completely surrounded by the sidewalk, you are safe. If your disc is completely surrounded by sidewalk you are OB. If you have a question in your group and can't come to a conclusion, play a provisional shot and ask your TD for a resolution. Across the creek from the pin you are playing to is OB, you cannot play back across the creek. Do NOT climb a fence in order to retrieve a disc, ask a tournament volunteer and we will get your disc for you.

PAY CLOSE ATTENTION TO MARKED OBs ON YOUR MAP. There is a perimeter of marked OB around the course, this should be very well defined by fence line, painted OB or sidewalk.

---

#### Basic rules for Johnny Roberts Memorial disc golf course:

2 Meter Rule is in effect. All sidewalks are OB, if you are not completely surrounded by the sidewalk, you are safe. If your disc is completely surrounded by sidewalk you are OB. If you have a question in your group and can't come to a conclusion, play a provisional shot and ask your TD for a resolution. Across the creek from the pin you are playing to is OB, you cannot play back across the creek. Do NOT climb a fence in order to retrieve a disc, ask a tournament volunteer and we will get your disc for you.

PAY CLOSE ATTENTION TO MARKED OBs ON YOUR MAP. There is a perimeter of marked OB around the course, this should be very well defined by fence line, painted OB or sidewalk.